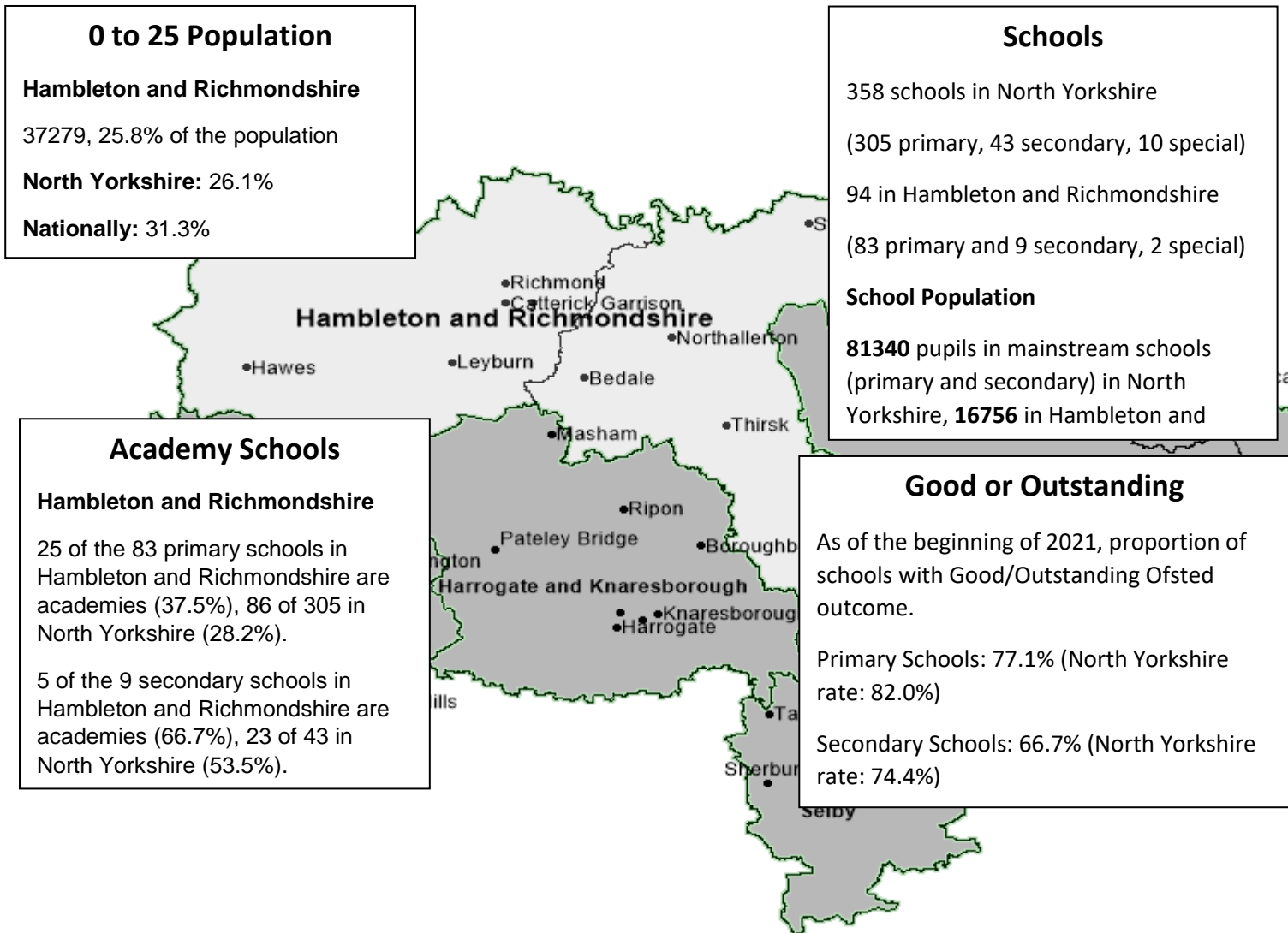


Hambleton and Richmondshire

Locality - performance summary



Headlines – Hambleton and Richmondshire Schools Locality

Exclusions from school

- As of the end of the Spring half-term as of the 12th of February there were a total of 1588 fixed-term exclusions from mainstream schools in North Yorkshire in 2020/21. 364 (22.9%) of these occurred in mainstream schools in Hambleton and Richmondshire, 25.4% occurred in Hambleton and Richmondshire in the same period last year.
- Fixed-term exclusions are down across the county and in Hambleton and Richmondshire. There were 112% more fixed-term exclusions in the same period in North Yorkshire in 2019/20 (3372). There were 135% more in Hambleton and Richmondshire in the same period (855).
- To the Spring half-term (12th February) in 2020/21, there have been 4 permanent exclusions from Hambleton and Richmondshire schools, 10 fewer than the number recorded at the same point in 2019/20.
- A total of 13 permanent exclusions occurred in North Yorkshire mainstream schools in 2020/21 to date. In the same period last year, permanent exclusions from Hambleton and Richmondshire mainstream schools represented 35% of the North Yorkshire total (14 of the 40).

Attendance

- The proportion of children in attendance in secondary schools in Hambleton and Richmondshire has decreased towards the end of the Winter-term, down from 86.8% at the beginning of November to 73.6% (-13.2pp).
- As of the end of the Winter-term 2020 there were 1000 children recorded as being absent from mainstream schools in Hambleton and Richmondshire for unauthorised reasons, 25% of the 3637 recorded in North Yorkshire mainstream schools.
- 905 (90.5%) were absent for reasons of Covid-19 in the locality, 3183 (87.5%) in North Yorkshire, at the end of the Winter-term.

Elective Home Education (EHE)

- There has been a 64% increase (181 to 297) in North Yorkshire for children becoming EHE from mainstream schools in the 2020/21 academic year to date (February), when compared to the same period last year. There was an 81% increase in Hambleton and Richmondshire (32 to 58).
 - 0.95% is the rate of EHE of the mainstream school population in Hambleton and Richmondshire as of February 2021, which is lower than the rate of EHE for the mainstream school population for North Yorkshire (1.01%).
- The above rate is an increase from 0.82% (+0.13pp) at the end of February 2020, there have been increases in EHE across all school localities in this period.

SEN in mainstream schools

- 15.1% of children in Hambleton and Richmondshire schools were recorded as having special educational needs in the January 2020 school census, a higher rate than all other localities in North Yorkshire. The average North Yorkshire rate as a whole is 12.7%
- The rate of children recorded as SEN Support in the locality was 13.7% of the mainstream school population, which was the highest of the five localities. The average North Yorkshire rate was 11.2%
- The EHC plan rate of the school population (1.41%) was the lowest of the five localities

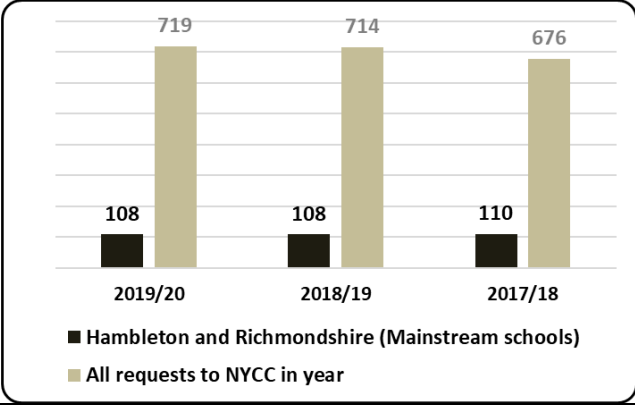
Ofsted Outcomes

- As of the beginning of 2021, the rate of primary schools with a 'Good' or 'Outstanding' outcome in the locality at the most recent Ofsted inspection was 77.1%, below the North Yorkshire average of 82.0%. The secondary school rate was 66.7%, also below the county rate of 74.4%

SEN Population in Schools

Hambleton and Richmondshire		
<div style="display: flex; flex-direction: column; align-items: center;"> <div style="margin-bottom: 10px;">Jan-18</div> <div style="margin-bottom: 10px;">Jan-19</div> <div>Jan-20</div> </div>	Total SEN	11.3% 13.10%
	Support	10.0% 12.00%
	EHCp	1.10% 1.3%
	Total SEN	11.9% 13.8%
	Support	10.5% 12.5%
	EHCp	1.2% 1.4%
	Total SEN	12.7% 15.1%
	Support	11.2% 13.7%
	EHCp	1.4% 1.5%
<p>0.0% 2.0% 4.0% 6.0% 8.0% 10.0% 12.0% 14.0% 16.0%</p> <p>■ Hambleton and Richmondshire ■ North Yorkshire</p>		
<p>Proportion of mainstream school population with SEN provision (by type of provision) in North Yorkshire and Hambleton and Richmondshire school locality</p>		<ul style="list-style-type: none"> 15.1% of children in Hambleton and Richmondshire schools recorded as SEN in 2020, a considerably higher rate than North Yorkshire as a whole (12.7%). 15.1% is a 1.3 percentage point increase in SEN compared to 2019. 1.4% of the Hambleton and Richmondshire school population have an Education, Health and Care plan (EHCp) compared to the North Yorkshire rate of 1.5%. 13.7% of the Hambleton and Richmondshire school population are recorded as SEN Support compared to the North Yorkshire rate of 11.2%.
<ul style="list-style-type: none"> The SEN Support rate (13.7%) of the school population in Hambleton and Richmondshire is the highest of the five localities The EHC plan rate (1.41%) is the lowest of the five localities 		

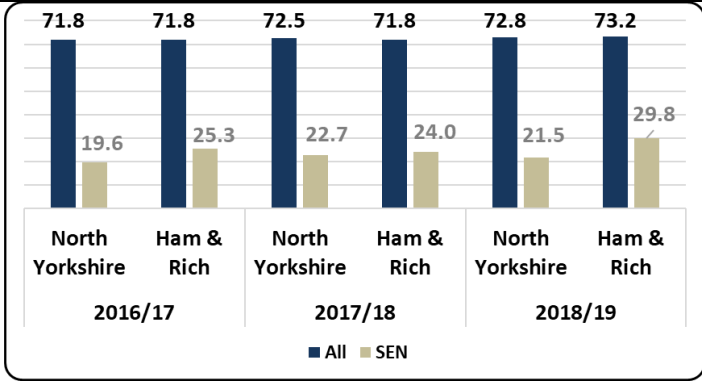
Requests for Assessment

Hambleton and Richmondshire													
 <table border="1" style="margin: 10px auto; border-collapse: collapse; text-align: center;"> <caption>Requests for Assessment (EHC plan) based on the mainstream school locality of child - North Yorkshire total received - by year academic year</caption> <thead> <tr> <th>Year</th> <th>Hambleton and Richmondshire (Mainstream schools)</th> <th>All requests to NYCC in year</th> </tr> </thead> <tbody> <tr> <td>2019/20</td> <td>108</td> <td>719</td> </tr> <tr> <td>2018/19</td> <td>108</td> <td>714</td> </tr> <tr> <td>2017/18</td> <td>110</td> <td>676</td> </tr> </tbody> </table>	Year	Hambleton and Richmondshire (Mainstream schools)	All requests to NYCC in year	2019/20	108	719	2018/19	108	714	2017/18	110	676	<ul style="list-style-type: none"> There were 719 requests for statutory assessment received by North Yorkshire County Council in 2019/20, 108 (15.0%) were received for children in mainstream schools in Hambleton and Richmondshire. Each of the above figures are similar to last year's rates. Approximately 15% of the 714 requests received by NYCC in 2018/19 were for children in mainstream schools in Hambleton and Richmondshire.
Year	Hambleton and Richmondshire (Mainstream schools)	All requests to NYCC in year											
2019/20	108	719											
2018/19	108	714											
2017/18	110	676											
<p>Requests for assessment (EHC plan) based on the mainstream school locality of child - North Yorkshire total received - by year academic year</p>													
<ul style="list-style-type: none"> 37% of requests for assessment from Hambleton and Richmondshire schools in 2018/19 resulted in an EHC plan, the lowest rate of the five localities. A proportion of requests received in 2019/20 are yet to be finalised, current comparisons with previous years are not yet available. 108 requests is 0.64% of the mainstream school population, which is lower than the North Yorkshire rate of 0.67%. It is the second highest rate of the five school localities. 													

Attainment in Schools*

* The publication of results for Early Years Foundation Stage Profile and Key Stage 2 has been cancelled for 2020 (Covid-19)

<https://www.gov.uk/government/collections/statistics-key-stage-2>

Early Years Foundation Stage																					
 <table border="1" style="margin: 10px auto; border-collapse: collapse; text-align: center;"> <caption>% of children in schools in North Yorkshire and Hambleton and Richmondshire locality achieving a Good Level of Development (% GLD) for the SEN cohort and the entire cohort</caption> <thead> <tr> <th>Year</th> <th>North Yorkshire (All)</th> <th>Ham & Rich (All)</th> <th>North Yorkshire (SEN)</th> <th>Ham & Rich (SEN)</th> </tr> </thead> <tbody> <tr> <td>2016/17</td> <td>71.8</td> <td>71.8</td> <td>19.6</td> <td>25.3</td> </tr> <tr> <td>2017/18</td> <td>72.5</td> <td>71.8</td> <td>22.7</td> <td>24.0</td> </tr> <tr> <td>2018/19</td> <td>72.8</td> <td>73.2</td> <td>21.5</td> <td>29.8</td> </tr> </tbody> </table>	Year	North Yorkshire (All)	Ham & Rich (All)	North Yorkshire (SEN)	Ham & Rich (SEN)	2016/17	71.8	71.8	19.6	25.3	2017/18	72.5	71.8	22.7	24.0	2018/19	72.8	73.2	21.5	29.8	<ul style="list-style-type: none"> 73.2% of children in Hambleton and Richmondshire schools achieved a good level of development in 2018/19, a +0.5 percentage point difference from the North Yorkshire rate. This was a 1.5 percentage point increase on the previous year (71.8% in 2017/18). 29.8% of the SEN cohort (children recorded with EHC plans or SEN Support) in Hambleton and Richmondshire schools achieved a good level of development in 2018/19 which was a 5.8 percentage point increase on the previous year and a higher rate than North Yorkshire as a whole (21.5%).
Year	North Yorkshire (All)	Ham & Rich (All)	North Yorkshire (SEN)	Ham & Rich (SEN)																	
2016/17	71.8	71.8	19.6	25.3																	
2017/18	72.5	71.8	22.7	24.0																	
2018/19	72.8	73.2	21.5	29.8																	
<p>% of children in schools in North Yorkshire and Hambleton and Richmondshire locality achieving a Good Level of Development (% GLD) for the SEN cohort and the entire cohort</p>																					

Key Stage 2	
	<ul style="list-style-type: none"> 59.9% of children in Hambleton and Richmondshire schools achieved the expected standard for reading, writing and maths (%RWM) in 2018/19, this was a 0.3 percentage point decrease on the previous year. 16.5% of the SEN cohort (children recorded with EHC plans or SEN Support) in Hambleton and Richmondshire schools achieved the expected standard for reading, writing and maths in 2018/19 which was a 5.7 percentage point drop on the previous year. This was also a lower rate than North Yorkshire as a whole (18.1%).
<p>% of children in schools in North Yorkshire and Hambleton and Richmondshire locality achieving the expected level for reading, writing and maths (% RWM) in Key Stage 2 for the SEN cohort and the entire cohort</p>	
Key Stage 4	
	<ul style="list-style-type: none"> The average Attainment 8 score for children in schools in the Hambleton and Richmondshire locality was 46.5 in 2018/19, the same score as the previous year but lower than the average score for North Yorkshire (48.6). The average Attainment 8 score for children with SEN in Hambleton and Richmondshire schools was 25.2, up by 2.4 on the previous year but below the North Yorkshire score of 26.8.
<p>Average Attainment 8 scores at Key Stage 4 in schools in North Yorkshire and Hambleton and Richmondshire locality for the SEN cohort and the entire cohort</p>	

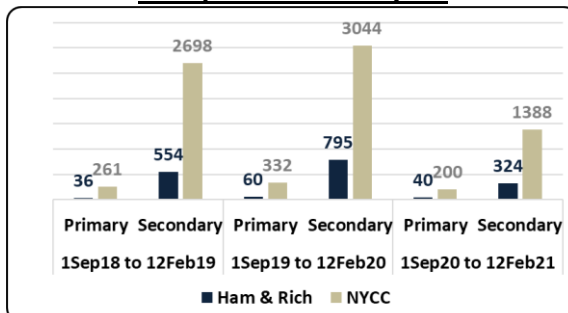
Fixed-term Exclusions

Primary Schools	Secondary Schools
<p>% of children fixed-term excluded at least once in schools in primary and secondary schools in North Yorkshire and Hambleton and Richmondshire locality in the 2019/20 and 2018/19 academic years.</p>	
<p>Primary Schools</p> <ul style="list-style-type: none"> 0.30% of pupils (a total of 30 pupils) in Hambleton and Richmondshire primary schools were fixed period excluded at least once in the 2019/20 academic year, which was lower than the North Yorkshire primary school rate (0.38%). There were a total of 78 fixed-period exclusions in Hambleton and Richmondshire primary schools in 2019/20, a 20% decrease on the previous year (98 exclusions). Fixed-period exclusions from Hambleton and Richmondshire primary schools formed 18.4% of the North Yorkshire total (425) in 2019/20. 	

Secondary Schools

- 4.6% of pupils (a total of 320 pupils) in Hambleton and Richmondshire secondary schools were fixed period excluded at least once in the 2019/20 academic year, which was a higher rate than the North Yorkshire secondary school rate (3.6%). This rate placed Hambleton and Richmondshire schools the second highest of the five localities for children fixed-period excluded in 2019/20.

2020/21 academic year

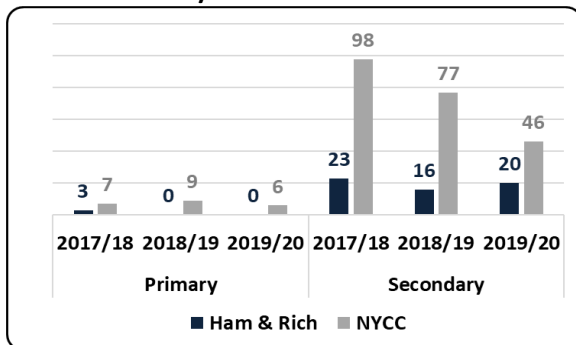


Fixed-Term exclusions in North Yorkshire mainstream schools (Primary and Secondary) - 2018/19 to 2020/21 to 12th February

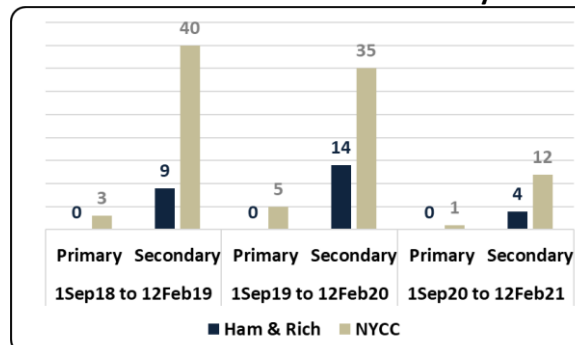
- As of the 12th of February there were a total of 1588 fixed-term exclusions from mainstream schools in North Yorkshire in 2020/21. 364 (22.9%) of these occurred in mainstream schools in Hambleton and Richmondshire, 25.4% occurred in Hambleton and Richmondshire in the same period last year.
- There were 112% more fixed-term exclusions in the same period in North Yorkshire in 2019/20 (3372). There were 135% more in Hambleton and Richmondshire in the same period (855).

Permanent Exclusions

2019/20 – Academic Year



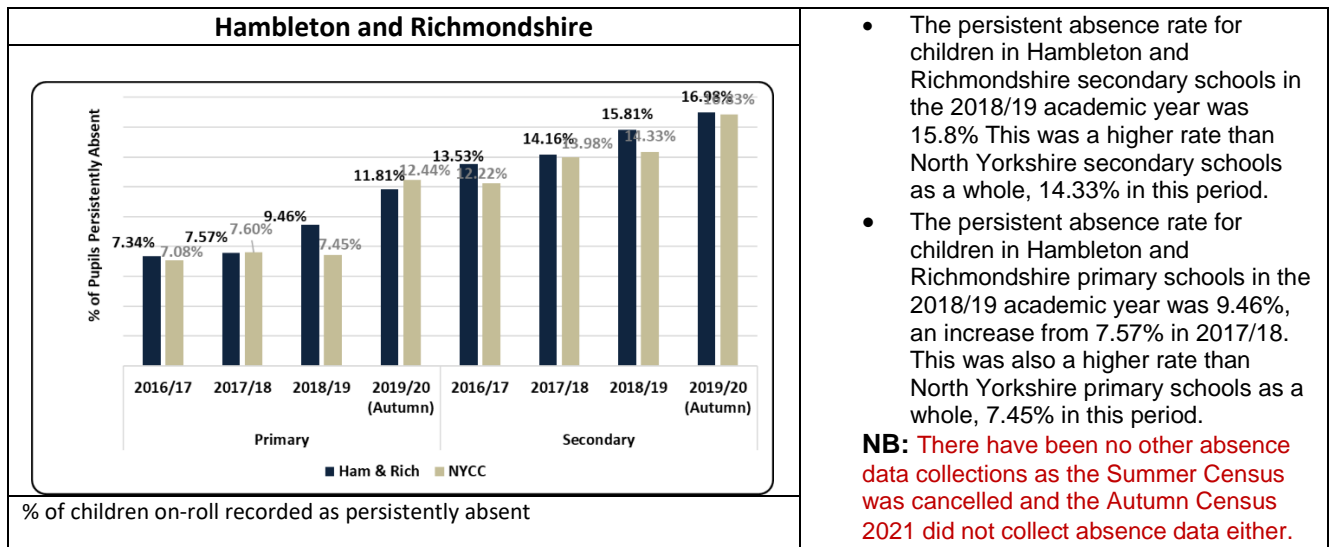
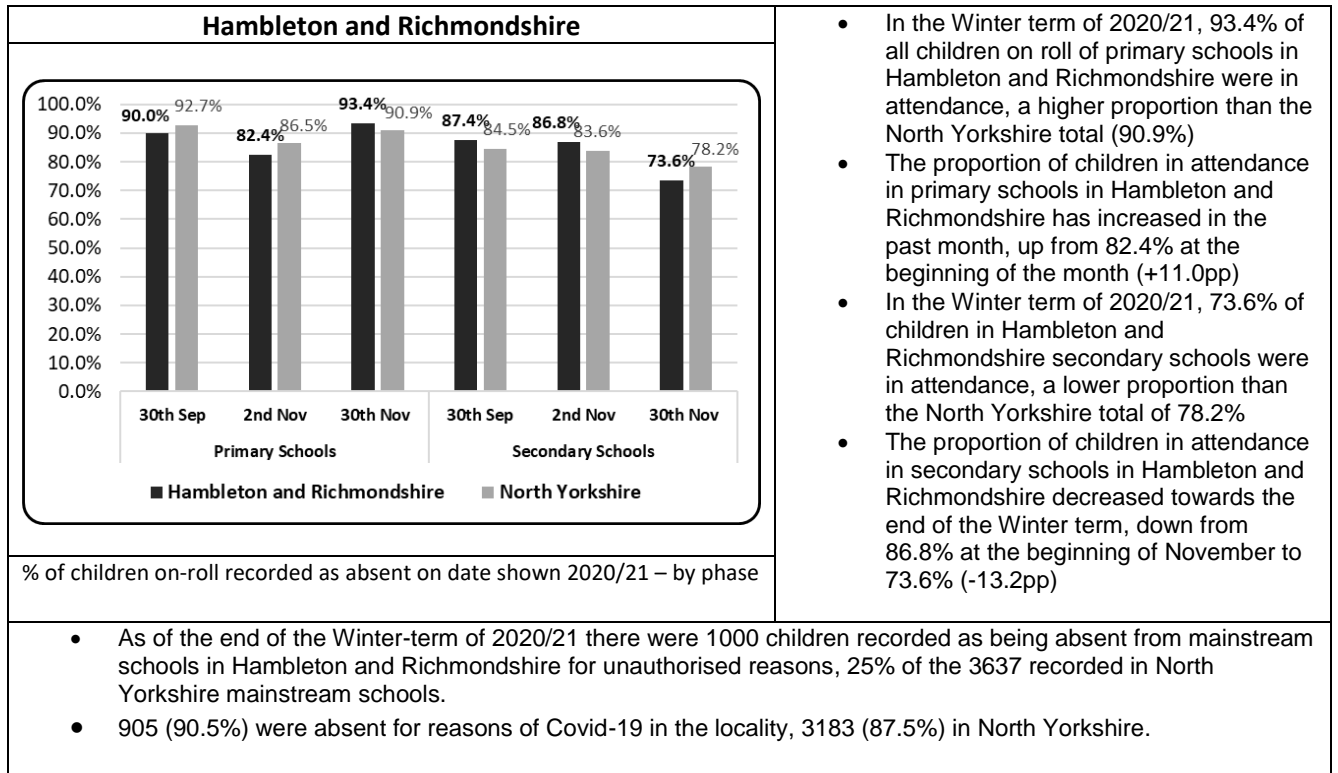
Academic Year to 12th February



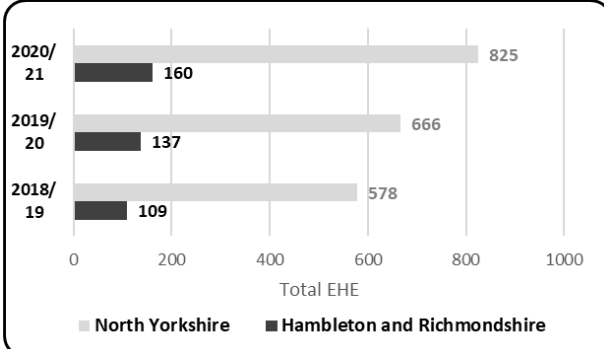
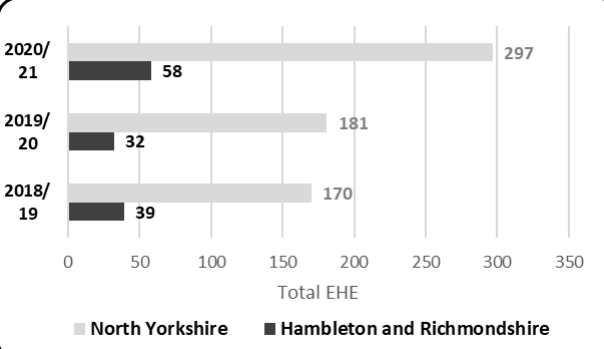
Permanent exclusions in primary and secondary schools in North Yorkshire and Hambleton and Richmondshire locality

- There were no permanent exclusions from Hambleton and Richmondshire primary schools in the 2019/20 academic year, the North Yorkshire total was 6. In 2018/19 there were also no permanent exclusions from Hambleton and Richmondshire primary schools but there were 3 in 2017/18.
- There were a total of 20 permanent exclusions from Hambleton and Richmondshire secondary schools in the 2019/20 academic year, 43% of the North Yorkshire total (46). This is a 25% increase on the previous year, in 2018/19 there were a total of 16 permanent exclusions from Hambleton and Richmondshire secondary schools.
- To the 12th February in 2020/21, there have been 4 permanent exclusions from Hambleton and Richmondshire schools, 10 fewer than the number recorded at the same point in 2019/20.
- There have been a total of 13 permanent exclusions occurring in North Yorkshire mainstream schools in 2020/21 to date. In the same period last year, permanent exclusions from Hambleton and Richmondshire mainstream schools represented 35% of the North Yorkshire total (14 of the 40).

Absence from school



Elective Home Education

Hambleton and Richmondshire		
<div style="border: 1px solid black; padding: 5px;">  <p style="text-align: center;">Total EHE</p> <p style="text-align: center;">■ North Yorkshire ■ Hambleton and Richmondshire</p> </div> <p style="font-size: small;">Children previously in a North Yorkshire mainstream school - recorded as Electively Home Educated (EHE) at 12th February in the calendar year shown</p>	<ul style="list-style-type: none"> As of 12th February 2021 there were a total of 825 children previously in a North Yorkshire mainstream school now recorded as being Electively Home Educated (EHE), 160 of these were formerly in a mainstream school in Hambleton and Richmondshire. 825 is a 24% increase on the same period in 2020. There has also been an increase for children from Hambleton and Richmondshire mainstream schools in this period of +16.8% (137 to 160) and an increase of 48% since 2018 (96 to 142). A total of 297 children became EHE from mainstream schools in North Yorkshire since the start of the 2020/21 academic year, for any length of time. 58 (19.5%) were formerly from mainstream schools in Hambleton and Richmondshire There has been a 64% increase (181 to 297) in North Yorkshire for children becoming EHE from mainstream schools in 2020/21 to date, when compared to the same period last year. There has been an 81% increase in Hambleton and Richmondshire (32 to 58) in the same period. The figures above are for children recorded as being educated at home and not on the roll of a school during the Covid-19 breakout. 	
<div style="border: 1px solid black; padding: 5px;">  <p style="text-align: center;">Total EHE</p> <p style="text-align: center;">■ North Yorkshire ■ Hambleton and Richmondshire</p> </div> <p style="font-size: small;">Children previously in a North Yorkshire mainstream school - becoming Electively Home Educated (EHE) 1st September to 12th February in the academic year shown</p>		
<ul style="list-style-type: none"> 0.95% is the rate of EHE of the mainstream school population in Hambleton and Richmondshire as of February 2021, which is lower than the rate of EHE for the mainstream school population for North Yorkshire (1.01%). The above rate is an increase from 0.82% (+0.13pp) at the end of February 2020, there have been increases in EHE across all school localities in this period. 		